

Product

IT6000D High Power Programmable
DC Power Supply



***More Flexible
Various Application***



**IT6000D Series High Power Programmable
DC Power Supply**

APPLICATIONS

- Aviation testing
- High voltage UPS
- On-board charger
- Data Center
- Telecommunication power
- Server power supply
- Solar panel

Your Power Testing Solution



IT6000 Series

High Power Programmable DC Power Supply



IT6000D, single channel output programmable DC power supply, is applicable in laboratories and automatic test system to provide high-power and stable DC supply. The feature of autoranging output enables a wide range of voltage and current combinations at full power, unprecedentedly flexible.


IT6000D Series has wide range of applications and its single unit provides power range of 5kW to 144kW, current up to 2040A, as well as its voltage up to 2250V. Besides, IT6000D provides multi built-in communication interfaces to simplify and accelerate the testing development. The compact 3U design saves rack space. Multi units of the same model can be paralleled easily to have higher power and the maximum power can reach up to 1.152 MW.

Features

- Single unit provides voltage of 80V-2250V, current of 20A-2040A, power of 5kW -144kW
- Master-slave parallel, the power can be paralleled up to 1.152 MW
- Current is up to 2040A by paralleling
- The adoption of high frequency switching structure supports the automatic switching between CV and CC
- Provides various protections: OVP, OCP, OPP, OTP, protection of power failure and UVP
- Supports data recording function, can continuously record the
- Power efficiency up to 92%
- Max, Min, Average values of output voltage and current, and it can automatically execute data by sequence
- High power density of 18kW in 3U
- Supports external data recording function, internal buffering, and the PC will periodically read data from the power supply, the shortest interval of sampling is 10μs
- Built-in communication interfaces of USB/CAN/LAN/Digital IO, and optional interfaces of GPIB, Analog and RS232
- Supports SCPI protocol, built-in Web server

Applications

- Aviation testing
- Data center
- Server power supply
- High voltage UPS
- Telecommunications power
- Solar battery panels
- On-board-charger
- Battery pack
- Energy storage system
- Electrical vehicle charging station
- Fuel battery
- Automatic Test Equipment
- High precision electroplating, Sputtering, surface treatment



Your Power Testing Solution

IT6000D Series High Power Programmable DC Power Supply

3U/18kW High power density

High power density of 18kW in 3U size, IT6000D series DC power supply has good capability of low output ripple and noise, power grid disturbance adjustment, load regulation and fast transient response. Standalone unit with voltage range of 80V-2250V, current of 20A-510A. Its wide range allows the devices to be used in every testing step of R&D, products testing and production.

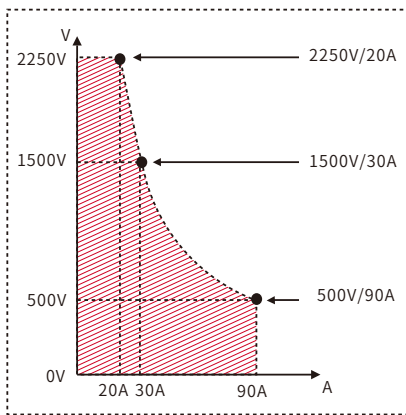
CC & CV priority

IT6000D series keep the CC/CV priority function, which fit different application requests such as fast speed or no overshoot, making the whole test more convenient.

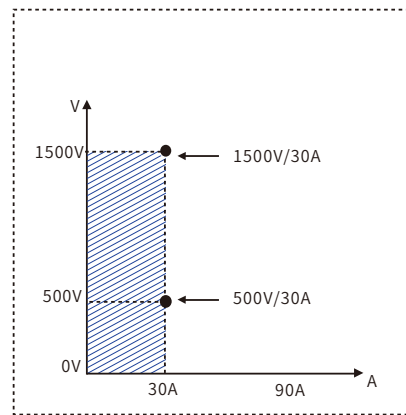
Users can choose CC/CV loop response time and loop working mode to decide the output to be voltage high speed mode or current no overshoot mode. This unique function makes it suitable for the application of high power integrated circuit test, charging and discharging test, military and transient simulation test of automotive electronics etc.

Output features

Comparing with the conventional design, the IT6000D has much better output range to satisfy various requirement. Featured as its wide auto range output, it can cover more applications. One standalone unit equals to 3-5 traditional power supplies and 3 units equals to 10-13 traditional power supplies. This makes it easier to build a system and save space at the same time.




CP curve of IT6000D




Output feature of conventional power supply



Technology upgraded



Size reduction
83.33%



V Voltage is extended to 187.5%

W Power is extended to 1152%

Power efficiency up to 92%

Size is reduced to 1/6

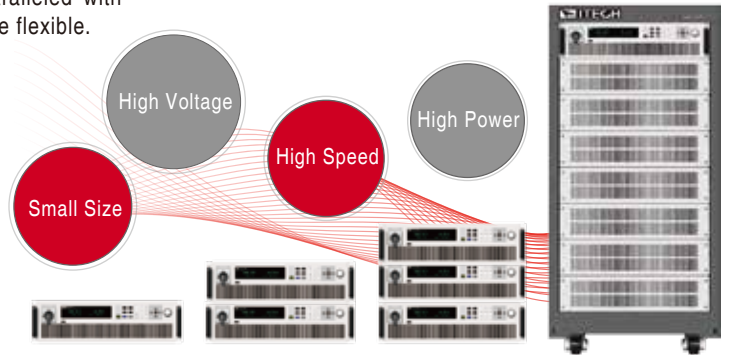
Your Power Testing Solution

IT6000D Series High Power Programmable DC Power Supply

Master-slave parallel operation

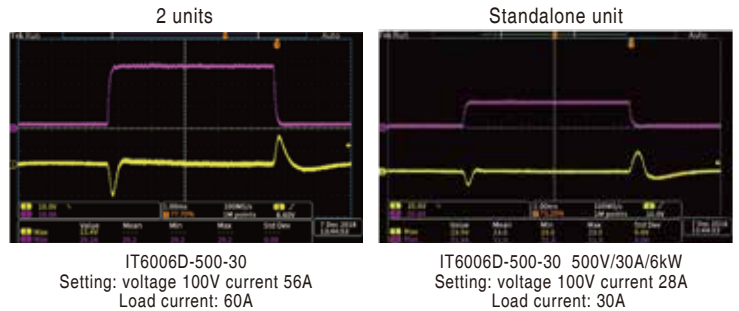
When the higher power is required, IT6000D series can be paralleled with several same model units. The system will be built faster and more flexible.

- Parallel unit up to 64 units
- Master / Slave parallel operation up to 1.152MW
- Parallel current up to 2040A
- Smart Master / Slave mode make the parallel connection easy and fast
- High power density for standalone unit and parallel connection
- Precise synchronization to ensure the whole power system synchronization after parallel connection.










Patented parallel technology

- IT6000 has adopted ITECH patented parallel technology
- All the function and performance will be the same as standalone unit
- No need to calibrate after paralleling
- Fiber transmission, good for anti-interference
- Digital paralleling, fully insulated, good for protecting DUT



Multiple interfaces



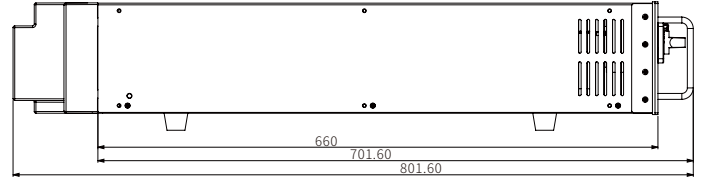
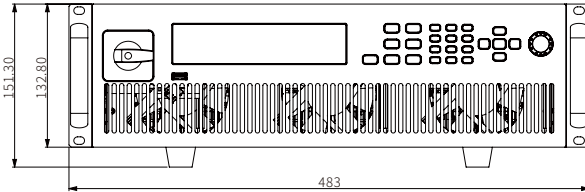
<p>1 Standard USB interface</p> 	<p>2 Standard LAN interface</p> 	<p>3 Standard CAN interface</p> 	<p>4 Standard I/O interface</p> 	<p>5 Optional GPIB* interface</p> 	<p>6 External control interface</p> 
---	---	---	---	---	---

* Optional GPIB or Optional RS232 & Analog

Your Power Testing Solution

IT6000D Series High Power Programmable DC Power Supply

3U/18kW Standalone unit dimension



Specification

	Model	Current	Power		Model	Current	Power		Model	Current	Power
80V	IT6005D-80-120	120A	5kW	500V	IT6006D-500-30	30A	6kW	500V	IT6006D-500-40	40A	6kW
	IT6010D-80-240	240A	10kW		IT6012D-500-60	60A	12kW		IT6012D-500-80	80A	12kW
	IT6015D-80-360	360A	15kW		IT6018D-500-90	90A	18kW		IT6018D-500-120	120A	18kW
	IT6030D-80-720	720A	30kW		IT6036D-500-180	180A	36kW		IT6036D-500-240	240A	36kW
	IT6045D-80-1080	1080A	45kW		IT6054D-500-270	270A	54kW		IT6054D-500-360	360A	54kW
	IT6060D-80-1440	1440A	60kW		IT6072D-500-360	360A	72kW		IT6072D-500-480	480A	72kW
	IT6075D-80-1800	1800A	75kW		IT6090D-500-450	450A	90kW		IT6090D-500-600	600A	90kW
					IT6108D-500-540	540A	108kW		IT6108D-500-720	720A	108kW
			IT6126D-500-630	630A	126kW	IT6126D-500-840	840A	126kW			
			IT6144D-500-720	720A	144kW	IT6144D-500-960	960A	144kW			

	Model	Current	Power		Model	Current	Power		Model	Current	Power
800V	IT6006D-800-20	20A	6kW	1500V	IT6018D-1500-30	30A	18kW	1500V	IT6018D-1500-40	40A	18kW
	IT6012D-800-40	40A	12kW		IT6036D-1500-60	60A	36kW		IT6036D-1500-80	80A	36kW
	IT6018D-800-60	60A	18kW		IT6054D-1500-90	90A	54kW		IT6054D-1500-120	120A	54kW
	IT6036D-800-120	120A	36kW		IT6072D-1500-120	120A	72kW		IT6072D-1500-160	160A	72kW
	IT6054D-800-180	180A	54kW		IT6090D-1500-150	150A	90kW		IT6090D-1500-200	200A	90kW
	IT6072D-800-240	240A	72kW		IT6108D-1500-180	180A	108kW		IT6108D-1500-240	240A	108kW
	IT6090D-800-300	300A	90kW		IT6126D-1500-210	210A	126kW		IT6126D-1500-280	280A	126kW
	IT6108D-800-360	360A	108kW		IT6144D-1500-240	240A	144kW		IT6144D-1500-320	320A	144kW
	IT6126D-800-420	420A	126kW								
	IT6144D-800-480	480A	144kW								

	Model	Current	Power		Model	Current	Power		Model	Current	Power
2250V	IT6018D-2250-20	20A	18kW	2250V	IT6072D-2250-80	80A	72kW	2250V	IT6126D-2250-140	140A	126kW
	IT6036D-2250-40	40A	36kW		IT6090D-2250-100	100A	90kW		IT6144D-2250-160	160A	144kW
	IT6054D-2250-60	60A	54kW		IT6108D-2250-120	120A	108kW				

* Some voltage levels are coming soon

* This information is subject to change without notice.

Your Power Testing Solution

IT6000D Series High Power Programmable DC Power Supply

Specification

		IT6006D-500-30	IT6006D-800-20
Rated Value Range (0°C-40°C)	Output Voltage	0 ~ 500V	0 ~ 800V
	Output Current	0 ~ 30A	0 ~ 20A
	Output Power	0 ~ 6kW	0 ~ 6kW
Line Regulation ±(% of Output+Offset)	Voltage	≤ 0.01%FS	≤ 0.01%FS
	Current	≤ 0.05%FS	≤ 0.05%FS
Load Regulation ±(% of Output+Offset)	Voltage	≤ 0.02%FS	≤ 0.02%FS
	Current	≤ 0.05%FS	≤ 0.05%FS
Programming Resolution	Voltage	0.01V	0.01V
	Current	0.001A	0.001A
	power	0.001kW	0.001kW
ReadBack Resolution	Voltage	0.01V	0.01V
	Current	0.001A	0.001A
	power	0.001kW	0.001kW
Programming Accuracy (Within 12 months -25°C±5°C) ±(% of Output+Offset)	Voltage	≤ 0.02% + 0.02%FS	≤ 0.02% + 0.02%FS
	Current	≤ 0.1% + 0.1%FS	≤ 0.1% + 0.1%FS
	Power	≤ 0.5% + 0.5%FS	≤ 0.5% + 0.5%FS
ReadBack Accuracy (Within 12 months -25°C±5°C) ±(% of Output+Offset)	Voltage	≤ 0.02% + 0.02%FS	≤ 0.02% + 0.02%FS
	Current	≤ 0.1% + 0.1%FS	≤ 0.1% + 0.1%FS
	Power	≤ 0.5% + 0.5%FS	≤ 0.5% + 0.5%FS
Ripple (20Hz -20MHz)	Voltage	≤ 200mVpp (MAX: ≤ 500mVpp)	≤ 320mVpp (MAX: ≤ 800mVpp)
	Current	≤ 0.1%FS RMS	≤ 0.1%FS RMS
Rise Time (no load)	Voltage	≤ 15ms	≤ 15ms
Rise Time (full load)	Voltage	≤ 30ms	≤ 30ms
Fall Time (no load)	Voltage	≤ 1s	≤ 1s
Fall Time (full load)	Voltage	≤ 100ms	≤ 100ms
Dynamic Response Time	Voltage	≤ 2ms	≤ 2ms
	voltage	198V ~ 264V (Decrease 50%) 342V ~ 528V (3P4W)	198V ~ 264V (Decrease 50%) 342V ~ 528V (3P4W)
AC Input	Frequency	47Hz ~ 63Hz	47Hz ~ 63Hz
Setup Stability-30min (% of Output +Offset)	Voltage	≤ 0.02%+0.02%FS	≤ 0.02%+0.02%FS
	Current	≤ 0.1% + 0.1%FS	≤ 0.1% + 0.1%FS
Setup Stability-8h (% of Output +Offset)	Voltage	≤ 0.02%+0.02%FS	≤ 0.02%+0.02%FS
	Current	≤ 0.1% + 0.1%FS	≤ 0.1% + 0.1%FS
Readback Stability-30min (% of Output +Offset)	Voltage	≤ 0.02%+0.02%FS	≤ 0.02%+0.02%FS
	Current	≤ 0.1% + 0.1%FS	≤ 0.1% + 0.1%FS
Readback Stability-8h (% of Output +Offset)	Voltage	≤ 0.02%+0.02%FS	≤ 0.02%+0.02%FS
	Current	≤ 0.1% + 0.1%FS	≤ 0.1% + 0.1%FS
Efficiency		~ 92%	~ 92%
Sense Compensating Voltage		≤ 5V (2Vmin)	≤ 8V (2Vmin)
Programming Response Time		2mS	2mS
Power Factor		0.99	0.99
Max. Input Current		19.27A	19.27A
Max. Input Apparent Power		6.6kVA	6.6kVA
Storage Temperature		-10°C ~ 70°C	-10°C ~ 70°C
Protective Function		OVP/OCP/OPP/OTP/Vsense reverse protection	OVP/OCP/OPP/OTP/Vsense reverse protection
Isolation(Output to ground)		1000V	1000V
Operating Temperature		0 ~ 50°C	0 ~ 50°C
Dimension(mm)		483W*801.61D*151.3H	483W*801.61D*151.3H
Net Weight		28KG	28KG

* Some voltage levels are coming soon

*This information is subject to change without notice.

Your Power Testing Solution

IT6000D Series High Power Programmable DC Power Supply

Specification

		IT6012D-500-60	IT6012D-800-40
Rated Value Range (0°C-40°C)	Output Voltage	0 ~ 500V	0 ~ 800V
	Output Current	0 ~ 60A	0 ~ 40A
	Output Power	0 ~ 12kW	0 ~ 12kW
Line Regulation ±(% of Output+Offset)	Voltage	≤0.01%FS	≤0.01%FS
	Current	≤0.05%FS	≤0.05%FS
Load Regulation ±(% of Output+Offset)	Voltage	≤0.02%S	≤0.02%FS
	Current	≤0.05%FS	≤0.05%FS
Programming Resolution	Voltage	0.01V	0.01V
	Current	0.001A	0.001A
	power	0.001kW	0.001kW
Readback Resolution	Voltage	0.01V	0.01V
	Current	0.001A	0.001A
	power	0.001kW	0.001kW
Programming Accuracy (Within 12 months, 25°C±5°C) ±(% of Output+Offset)	Voltage	≤0.02% + 0.02%FS	≤0.02% + 0.02%FS
	Current	≤0.1% + 0.1%FS	≤0.1% + 0.1%FS
	Power	≤0.5% + 0.5%FS	≤0.5% + 0.5%FS
ReadBack Accuracy (Within 12 months, 25°C±5°C) ±(% of Output+Offset)	Voltage	≤0.02% + 0.02%FS	≤0.02% + 0.02%FS
	Current	≤0.1% + 0.1%FS	≤0.1% + 0.1%FS
	Power	≤0.5% + 0.5%FS	≤0.5% + 0.5%FS
Ripple (20Hz -20MHz)	Voltage	≤200mVpp(MAX: ≤500mVpp)	≤320mVpp(MAX: ≤800mVpp)
	Current	≤0.1%FS RMS	≤0.1%FS RMS
Rise Time (no load)	Voltage	≤15ms	≤15ms
Rise Time (full load)	Voltage	≤30ms	≤30ms
Fall Time (no load)	Voltage	≤1s	≤1s
Fall Time (full load)	Voltage	≤100ms	≤100ms
Dynamic Response Time	Voltage	≤2ms	≤2ms
	voltage	198V ~ 264V (Decrease 50%) 342V ~ 528V (3P4W)	198V ~ 264V (Decrease 50%) 342V ~ 528V (3P4W)
AC Input	Frequency	47Hz ~ 63Hz	47Hz ~ 63Hz
Setup Stability-30min (% of Output +Offset)	Voltage	≤0.02% + 0.02%FS	≤0.02%+0.02%FS
	Current	≤0.1% + 0.1%FS	≤0.1% + 0.1%FS
Setup Stability-8h (% of Output +Offset)	Voltage	≤0.02% + 0.02%FS	≤0.02%+0.02%FS
	Current	≤0.1% + 0.1%FS	≤0.1% + 0.1%FS
Readback Stability-30min (% of Output +Offset)	Voltage	≤0.02% + 0.02%FS	≤0.02%+0.02%FS
	Current	≤0.1% + 0.1%FS	≤0.1% + 0.1%FS
Readback Stability-8h (% of Output +Offset)	Voltage	≤0.02% + 0.02%FS	≤0.02%+0.02%FS
	Current	≤0.1% + 0.1%FS	≤0.1% + 0.1%FS
Efficiency		~ 92%	~ 92%
Sense Compensating Voltage		≤5V (2Vmin)	≤8V (2Vmin)
Programming Response Time		2mS	2mS
Power Factor		0.99	0.99
Max. Input Current		22.25A	22.25A
Max. Input Apparent Power		13.2kVA	13.2kVA
Storage Temperature		-10°C ~ 70°C	-10°C ~ 70°C
Protective Function		OVP/OCP/OPP/OTP/Vsense reverse protection	OVP/OCP/OPP/OTP/Vsense reverse protection
Isolation(Output to ground)		1000V	1500V
Operating Temperature		0 ~ 50°C	0 ~ 50°C
Dimension(mm)		483W*801.61D*151.3H	483W*801.61D*151.3H
Net weight		34KG	34KG

* Some voltage levels are coming soon

*This information is subject to change without notice.

Your Power Testing Solution

IT6000D Series High Power Programmable DC Power Supply

Specification

		IT6018D-500-90	IT6018D-800-60
Rated Value Range (0°C-40°C)	Output Voltage	0 ~ 500V	0 ~ 800V
	Output Current	0 ~ 90A	0 ~ 60A
	Output Power	0 ~ 18kW	0 ~ 18000W
Line Regulation ±(% of Output+Offset)	Voltage	≤ 0.01%FS	≤ 0.01%FS
	Current	≤ 0.05%FS	≤ 0.05%FS
Load Regulation ±(% of Output+Offset)	Voltage	≤ 0.02%FS	≤ 0.02%FS
	Current	≤ 0.05%FS	≤ 0.05%FS
Programming Resolution	Voltage	0.01V	0.01V
	Current	0.001A	0.001A
	power	0.001kW	0.001kW
ReadBack Resolution	Voltage	0.01V	0.01V
	Current	0.001A	0.001A
	power	0.001kW	0.001kW
Programming Accuracy (Within 12 months -25°C±5°C) ±(% of Output+Offset)	Voltage	≤ 0.02% + 0.02%FS	≤ 0.02% + 0.02%FS
	Current	≤ 0.1% + 0.1%FS	≤ 0.1% + 0.1%FS
	Power	≤ 0.5% + 0.5%FS	≤ 0.5% + 0.5%FS
ReadBack Accuracy (Within 12 months -25°C±5°C) ±(% of Output+Offset)	Voltage	≤ 0.02% + 0.02%FS	≤ 0.02% + 0.02%FS
	Current	≤ 0.1% + 0.1%FS	≤ 0.1% + 0.1%FS
	Power	≤ 0.5% + 0.5%FS	≤ 0.5% + 0.5%FS
Ripple (20Hz -20MHz)	Voltage	≤ 200mVpp(MAX: ≤ 500mVpp)	≤ 320mVpp(MAX: ≤ 800mVpp)
	Current	≤ 0.1%FS RMS	≤ 0.1%FS RMS
Rise Time (no load)	Voltage	≤ 15ms	≤ 15ms
Rise Time (full load)	Voltage	≤ 30ms	≤ 30ms
Fall Time (no load)	Voltage	≤ 1s	≤ 1s
Fall Time (full load)	Voltage	≤ 100ms	≤ 100ms
Dynamic Response Time	Voltage	≤ 2ms	≤ 2ms
	voltage	198V ~ 264V (Decrease 50%) 342V ~ 528V (3P4W)	198V ~ 264V (Decrease 50%) 342V ~ 528V (3P4W)
AC Input	Frequency	47Hz ~ 63Hz	47Hz ~ 63Hz
Setup Stability-30min (% of Output +Offset)	Voltage	≤ 0.02% + 0.02%FS	≤ 0.02% + 0.02%FS
	Current	≤ 0.1% + 0.1%FS	≤ 0.1% + 0.1%FS
Setup Stability-8h (% of Output +Offset)	Voltage	≤ 0.02% + 0.02%FS	≤ 0.02% + 0.02%FS
	Current	≤ 0.1% + 0.1%FS	≤ 0.1% + 0.1%FS
Readback Stability-30min (% of Output +Offset)	Voltage	≤ 0.02% + 0.02%FS	≤ 0.02% + 0.02%FS
	Current	≤ 0.1% + 0.1%FS	≤ 0.1% + 0.1%FS
Readback Stability-8h (% of Output +Offset)	Voltage	≤ 0.02% + 0.02%FS	≤ 0.02% + 0.02%FS
	Current	≤ 0.1% + 0.1%FS	≤ 0.1% + 0.1%FS
Efficiency		~ 92%	~ 92%
Sense Compensating Voltage		≤ 5V(2Vmin)	≤ 8V(2Vmin)
Programming Response Time		2mS	2mS
Power Factor		0.99	0.99
Max. Input Current		33.37A	33.37A
Max. Input Apparent Power		19.8kVA	19.8kVA
Storage Temperature		-10°C ~ 70°C	-10°C ~ 70°C
Protective Function		OVP/OCPP/OPP/OTP/Vsense reverse protection	OVP/OCPP/OPP/OTP/Vsense reverse protection
Isolation(Output to ground)		1000V	1500V
Operating Temperature		0 ~ 50°C	0 ~ 50°C
Dimension(mm)		483W*801.61D*151.3H	483W*801.61D*151.3H
Net Weight		40KG	40KG

* Some voltage levels are coming soon

*This information is subject to change without notice.

Your Power Testing Solution



IT6000D Series High Power Programmable DC Power Supply

Specification

		IT6018D-1500-30	IT6018D-2250-20
Rated Value Range (0 °C-40 °C)	Output Voltage	0 ~ 1500V	0 ~ 2250V
	Output Current	0 ~ 30A	0 ~ 20A
	Output Power	0 ~ 18000W	0 ~ 18000W
Line Regulation ±(% of Output+Offset)	Voltage	≤ 0.01%FS	≤ 0.01%FS
	Current	≤ 0.05%FS	≤ 0.05%FS
Load Regulation ±(% of Output+Offset)	Voltage	≤ 0.02%FS	≤ 0.02%FS
	Current	≤ 0.05%FS	≤ 0.05%FS
Programming Resolution	Voltage	0.1V	0.1V
	Current	0.001A	0.01A
	power	0.001kW	0.001kW
ReadBack Resolution	Voltage	0.1V	0.1V
	Current	0.001A	0.01A
	power	0.001kW	0.001kW
Programming Accuracy (Within 12 months, 25 °C ±5 °C) ±(% of Output+Offset)	Voltage	≤ 0.02% + 0.02%FS	≤ 0.02% + 0.02%FS
	Current	≤ 0.1% + 0.1%FS	≤ 0.1% + 0.1%FS
	Power	≤ 0.5% + 0.5%FS	≤ 0.5% + 0.5%FS
ReadBack Accuracy (Within 12 months, 25 °C ±5 °C) ±(% of Output+Offset)	Voltage	≤ 0.02% + 0.02%FS	≤ 0.02% + 0.02%FS
	Current	≤ 0.1% + 0.1%FS	≤ 0.1% + 0.1%FS
	Power	≤ 0.5% + 0.5%FS	≤ 0.5% + 0.5%FS
Ripple (20Hz -20MHz)	Voltage	≤ 600mVpp(MAX: ≤ 1500mVpp)	≤ 900mVpp(MAX: ≤ 2250mVpp)
	Current	≤ 0.1%FS RMS	≤ 0.1%FS RMS
Rise Time (no load)	Voltage	≤ 15ms	≤ 15ms
Rise Time (full load)	Voltage	≤ 30ms	≤ 30ms
Fall Time (no load)	Voltage	≤ 1s	≤ 1s
Fall Time (full load)	Voltage	≤ 100ms	≤ 100ms
Dynamic Response Time	Voltage	≤ 2ms	≤ 2ms
	voltage	198V ~ 264V (Decrease 50%) 342V ~ 528V (3P4W)	198V ~ 264V (Decrease 50%) 342V ~ 528V (3P4W)
AC Input	Frequency	47Hz ~ 63Hz	47Hz ~ 63Hz
Setup Stability-30min (% of Output +Offset)	Voltage	≤ 0.02% + 0.02%FS	≤ 0.02% + 0.02%FS
	Current	≤ 0.1% + 0.1%FS	≤ 0.1% + 0.1%FS
Setup Stability-8h (% of Output +Offset)	Voltage	≤ 0.02% + 0.02%FS	≤ 0.02% + 0.02%FS
	Current	≤ 0.1% + 0.1%FS	≤ 0.1% + 0.1%FS
Readback Stability-30min (% of Output +Offset)	Voltage	≤ 0.02% + 0.02%FS	≤ 0.02% + 0.02%FS
	Current	≤ 0.1% + 0.1%FS	≤ 0.1% + 0.1%FS
Readback Stability-8h (% of Output +Offset)	Voltage	≤ 0.02% + 0.02%FS	≤ 0.02% + 0.02%FS
	Current	≤ 0.1% + 0.1%FS	≤ 0.1% + 0.1%FS
Efficiency		~ 92%	~ 92%
Sense Compensating Voltage		≤ 15V (2Vmin)	≤ 22.5V (2Vmin)
Programming Response Time		2mS	2mS
Power Factor		0.99	0.99
Max. Input Current		33.37A	33.37A
Max. Input Apparent Power		19.8kVA	19.8kVA
Storage Temperature		-10 °C ~ 70 °C	-10 °C ~ 70 °C
Protective Function		OVP/OCP/OPP/OTP/Vsense reverse protection	OVP/OCP/OPP/OTP/Vsense reverse protection
Isolation(Output to ground)		1800V	3000V
Operating Temperature		0 ~ 50 °C	0 ~ 50 °C
Dimension(mm)		483W*801.61D*151.3H	483W*801.61D*151.3H
Net Weight		40KG	40KG

* Some voltage levels are coming soon

*This information is subject to change without notice.



This information is subject to change without notice. For more information, please contact ITECH.

Taipei

Add: No.918, Zhongzheng Rd., Zhonghe Dist., New Taipei City
235, Taiwan

Web: www.itechate.com.tw

TEL: +886-3-6684333

E-mail: taiwan@itechate.com.tw

Xishan Factory

Add: No.108, XiShanqiao Nanlu, Nanjing city, 210039, China

TEL: +86-25-52415098

Web: www.itechate.com

Meishan Factory

Add: No.150, Yaonanlu, Meishan Cun, Nanjing city, 210039, China

TEL: +86-25-52415099

Web: www.itechate.com



ITECH Web



ITECH Facebook